




How to Postal Vote Easy Read Guide



This guide explains how to use the postal vote in the 2020 Election.

Read the instructions which will explain how to fill in the forms.



If you need help to fill in the form you can call 01481 747579.



A support worker of a member of your family can help you to fill in this form.



The person helping you must not tell you who to vote for.



They must not tell anyone who you have voted for.

Before voting




Declaration of identity.

Sign in the box.
Use a black pen.

To vote




You can chose 38 people
to vote for.




Use a black pen or a pencil
Fill in the oval next to their name.

Do not put any other marks on the paper.


After voting



Put the ballot paper
in **envelope A**.



● Put the Declaration of identify form in **envelope B**.



● Put **envelope A** in to **envelope B**.



● Seal **envelope B**.



● Post **envelope B**.
You do not need a stamp.

**Envelope B must be received by 8pm
on Wednesday 7th October.**

You can take it to a polling station if you like.



Tel: 01481 747579
Email: elections@gov.gg

www.election2020.gg

