





How to Vote in Guernsey Easy Read Guide



This guide explains how to vote at a polling station in the 2020 Election.



When you arrive, tell the official your name and address.



You will be sent a registration card. This will have your name and address on it. You can bring that with you when you come to vote.




You will be given a voting paper. It will have a list of all the people that you can vote for.




There will be people working at the polling station who can help you.



You can vote for up to 38 people. You do not have to use all 38 votes.




You will go to a voting booth with your voting paper.



Colour in the oval next to each person you want to vote for.




Put your ballot paper in the ballot box.



You can go to the polling station with your support worker.



You can ask them to help.



They can read the ballot paper, and explain how to vote.



They can also help you to fill in the ballot paper.



Tel: 01481 747579
Email: elections@gov.gg

www.election2020.gg

